



Quick guide for packing the Liftroller Wall and Liftroller E Wagon




1: PUT BOTH SIDE FRAMES ON A PALLET.



2: PUT OUTER AND INNER LATERAL BEAM LIKE THIS




3: PUT ONE CENTRAL LATERAL BEAM BETWEEN THEM




4: PUT THE ROLLER TABLES ON TOP OF EACH OTHER



5: PUT CEILING SUPPORTS ON TOP



6: PUT THE LAST CENTRAL LATERAL BEAM BETWEEN THEM



7: PUT THE PULLING HOOK ON TOP IN THE MIDDLE AND SECURE THE LOAD WITH RATCHET STRAPS



8: FOR TRANSPORT AND STORAGE, USE LIFTROLLER ONTO THE LIFTROLLER E WAGON AND SECURE WITH CARGO STRAPS.